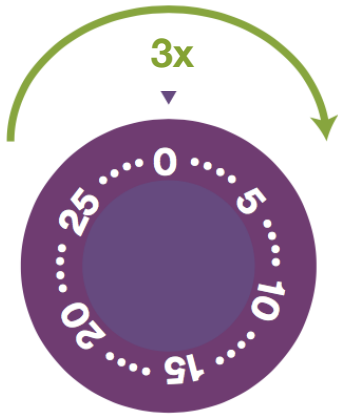


How to Open a Combination Lock

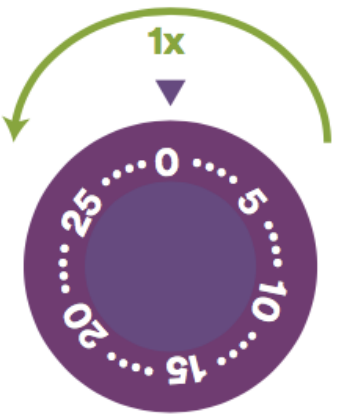


Step 1:

Turn the dial **3 full turns to the RIGHT**, \longrightarrow so you pass "0" three times. This resets the lock.

Turn the dial to the right and stop at _____. (This is the first number in your combination.)

Stop when the number lines up with the triangle at the top of the lock.

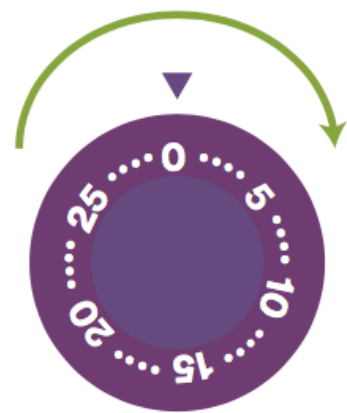


Step 2:

Turn the dial **1 full turn to the LEFT** \longleftarrow . Be sure to pass the first number in your combination.

Then stop at _____. (This is the second number in your combination.)

Again, stop when it lines up with the triangle at the top of the lock.



Step 3:

Turn the dial to the **RIGHT** \longrightarrow slowly and then stop the first time _____ lines up with the triangle. (This is the last number in your combination.)

Open the lock.

If the lock doesn't open at **Step 3**, go back to **Step 1** and try again.

If you make a mistake, start again at **Step 1**.

REMEMBER: Slow down. Take a deep breath. Take your time. You can always ask a teacher for help.